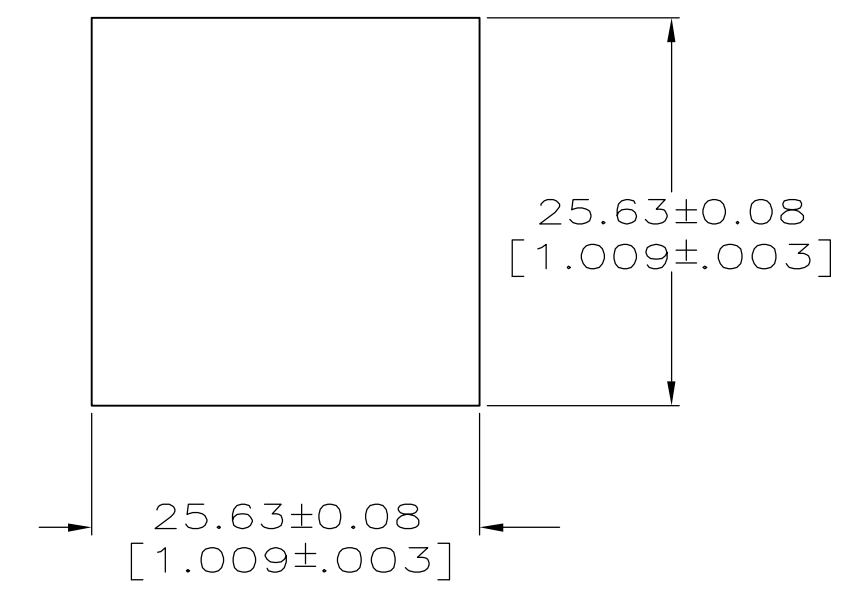
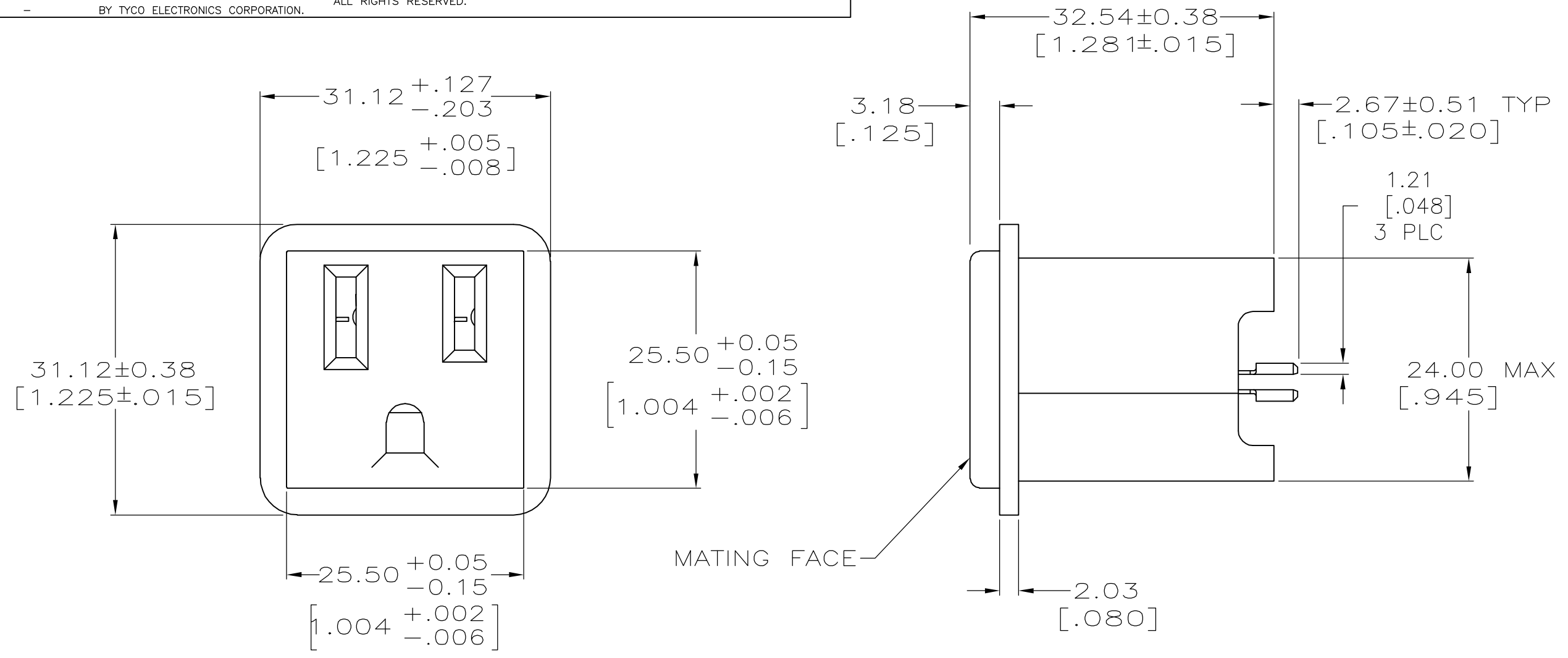
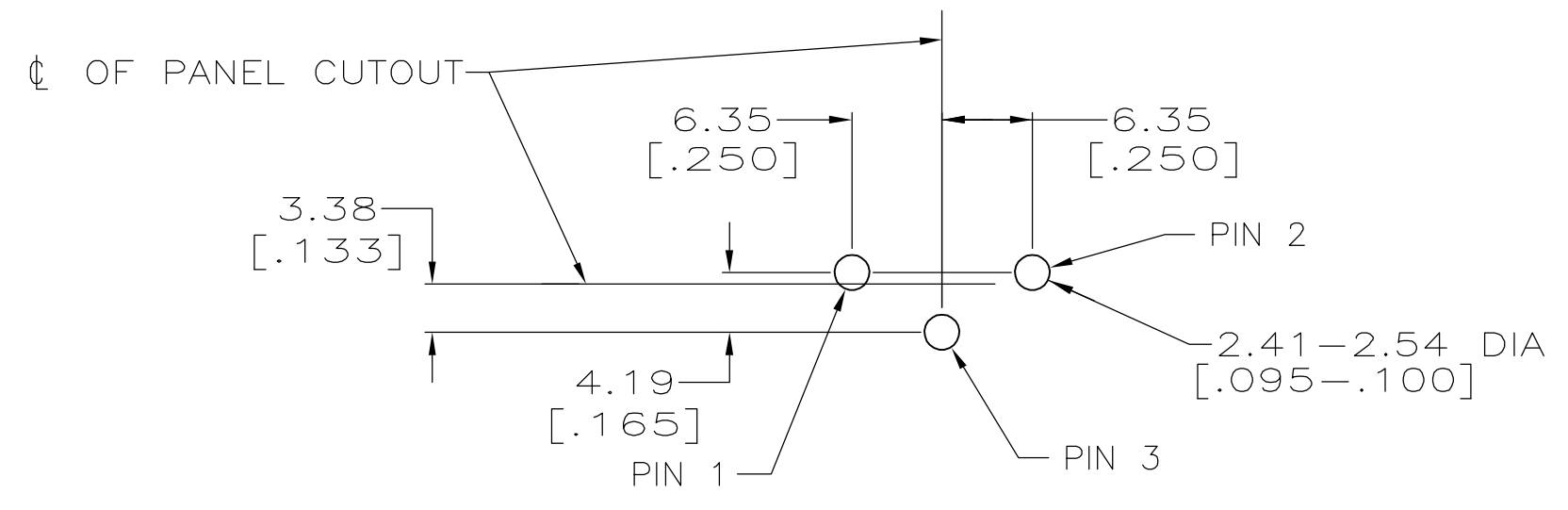
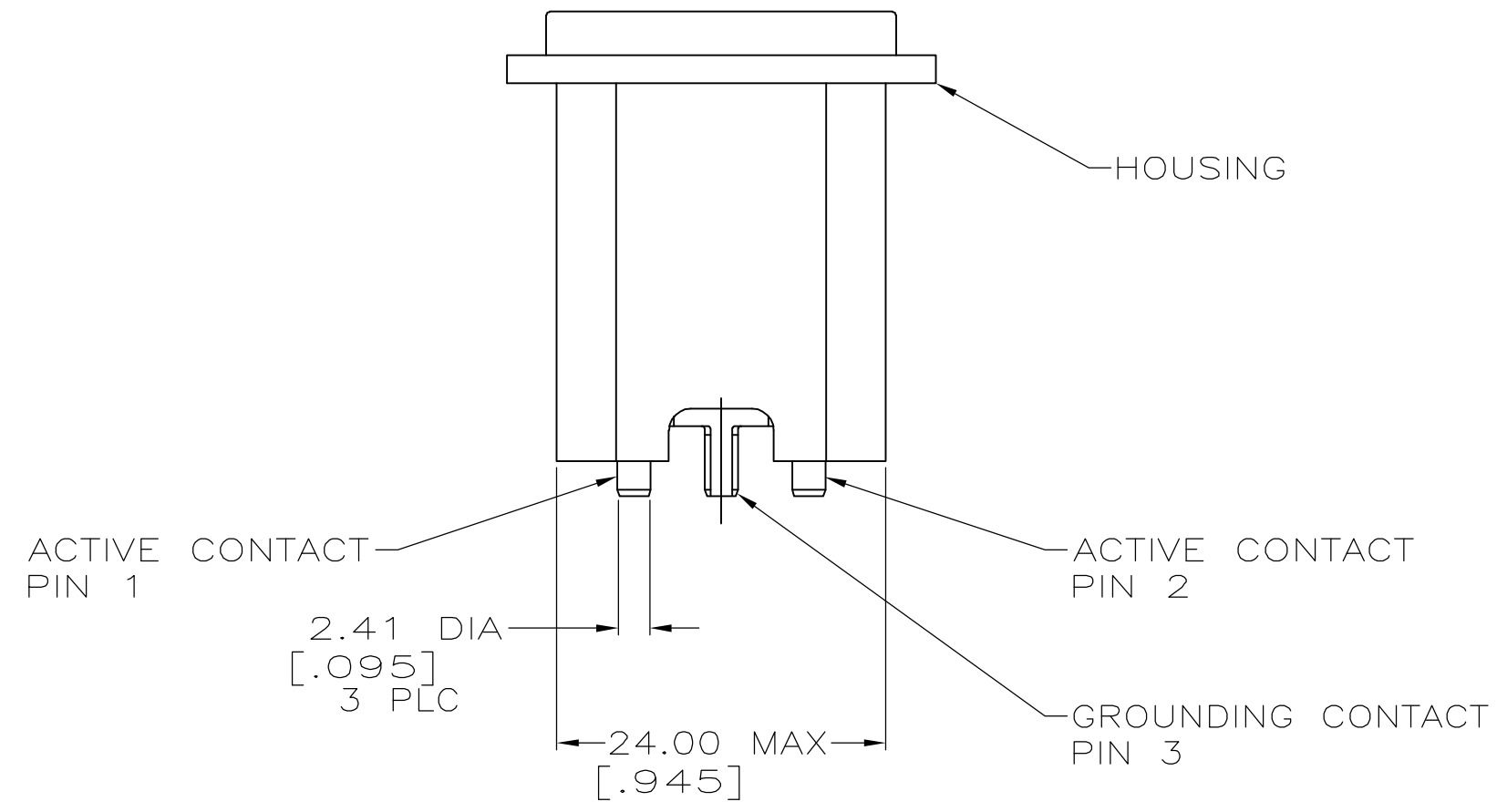


THIS DRAWING IS UNPUBLISHED. RELEASED FOR PUBLICATION
 © COPYRIGHT BY TYCO ELECTRONICS CORPORATION. ALL RIGHTS RESERVED.

LOC	DIST	REVISIONS					
FT	0	P	LTR	DESCRIPTION	DATE	DWN	APVD
		M		REVISED PER ECO-07-002959	2/13/07	SH	SS



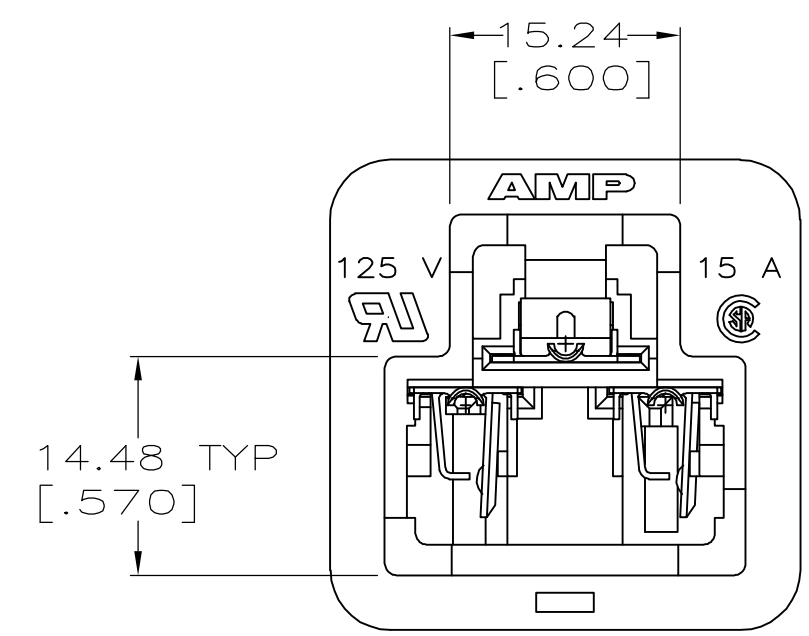
RECOMMENDED PANEL CUTOUT



RECOMMENDED HOLE PATTERN
 1.57[.062] THICK PC BOARD
 COMPONENT SIDE

- 1 2.54um[.000100] MIN TIN-LEAD FOR A MIN LENGTH OF .195 ON END OPPOSITE MATING FACE, OVER 1.27um[.000050] MIN NICKEL ON ENTIRE CONTACT.
- 2 2.54um[.000100] MIN TIN FOR A MIN LENGTH OF .195 ON END OPPOSITE MATING FACE, OVER 1.27 MIN NICKEL ON ENTIRE CONTACT.
- 3 HOUSING: NYLON, COLOR: SEE TABLE.
CONTACTS: BRASS

WHITE	3-213598-4
BLACK	3-213598-2
GRAY	3-213598-1
WHITE	213598-4
BLACK	213598-2
GRAY	213598-1
COLOR	PART NO



THIS DRAWING IS A CONTROLLED DOCUMENT.		DWN K. WHITAKER 23JUNE2005	Tyco Electronics Corporation Harrisburg, PA 17105-3608	
DIMENSIONS: mm [INCHES]		CHK D. BOSSI 23JUNE2005		
TOLERANCES UNLESS OTHERWISE SPECIFIED:		APVD D. BOSSI 23JUNE2005	NAME RECEPTACLE ASSEMBLY, CONVENIENCE OUTLET	
0 PLC ± -	1 PLC ± -	PRODUCT SPEC	SIZE A2	CAGE CODE 00779
2 PLC ± 0.13[.005]	3 PLC ± -	APPLICATION SPEC	DRAWING NO C=213598	RESTRICTED TO
4 PLC ± -	ANGLES ± -	FINISH	WEIGHT -	SCALE 2:1
MATERIAL 3	CONTACTS 1	CUSTOMER DRAWING	SHEET 1 of 1	REV M